

Fuse modular terminal block - UT 4-PE/L/HESI (5X20) - 3214320

Please be informed that the data shown in this PDF Document is generated from our Online Catalog. Please find the complete data in the user's documentation. Our General Terms of Use for Downloads are valid (<http://phoenixcontact.com/download>)



Fuse modular terminal block, Connection method: Screw connection, Cross section: 0.14 mm²- 6 mm², AWG: 26 - 10, Nominal current: 28 A, Nominal voltage: 500 V, Width: 6.2 mm, Fuse type: G / 5 x 20, Fuse type: Glass, Mounting type: NS 35/7,5, NS 35/15, Color: black

Product Features



Key commercial data

Packing unit	1 pc
Minimum order quantity	50 pc
Weight per Piece (excluding packing)	36.4 GRM
Custom tariff number	85369085
Country of origin	Poland

Technical data

General

Note	The current is determined by the fuse used, the voltage by the selected LED. If the fuse is faulty, the downstream circuit will not be disconnected.
Number of levels	3
Number of connections	5
Color	black
Insulating material	PA
Inflammability class according to UL 94	V0
Fuse	G / 5 x 20
Fuse type	Glass
Rated surge voltage	6 kV
Pollution degree	3
Surge voltage category	III

Fuse modular terminal block - UT 4-PE/L/HESI (5X20) - 3214320

Technical data

General

Insulating material group	I
Maximum power dissipation	max. 1.6 W (With single arrangement of the fuse terminal block in the event of overload)
Connection in acc. with standard	IEC 60947-7-2/IEC 60947-7-3
Current	36 A
Additional text	with 6 mm ² conductor cross section
Nominal current I _N	28 A (with 4 mm ² conductor cross section)
Nominal voltage U _N	500 V
Maximum load current (upper level)	6.3 A
Additional text	the current is determined by the fuse used
Connection in acc. with standard	IEC 60947-7-3
Nominal current I _N (upper level)	6.3 A
Nominal voltage U _N	500 V (the voltage is determined by the fuse used)
Open side panel	nein
Shock protection test specification	DIN EN 50274 (VDE 0660-514):2002-11
Back of the hand protection	guaranteed
Finger protection	guaranteed
Test specification, oscillation, broadband noise	DIN EN 50155 (VDE 0115-200):2008-03
Test spectrum	Service life test category 1, class B, body mounted
Test frequency	f ₁ = 5 Hz to f ₂ = 150 Hz
ASD level	0.964 (m/s ²) ² /Hz
Acceleration	0.58 g
Test duration per axis	5 h
Test directions	X-, Y- and Z-axis
Oscillation, broadband noise test result	Test passed
Test specification, shock test	DIN EN 50155 (VDE 0115-200):2008-03
Shock form	Half-sine
Acceleration	5 g
Shock duration	30 ms
Number of shocks per direction	3
Test directions	X-, Y- and Z-axis (pos. and neg.)
Shock test result	Test passed
Temperature index, insulating material (DIN EN 60216-1 (VDE 0304-21))	130 °C
Static insulating material application in cold	-60 °C

Dimensions

Width	6.2 mm
Length	92.7 mm

Fuse modular terminal block - UT 4-PE/L/HESI (5X20) - 3214320

Technical data

Dimensions

Height NS 35/7,5	88.9 mm
Height NS 35/15	96.4 mm

Connection data

Note	Please observe the current carrying capacity of the DIN rails.
Conductor cross section solid min.	0.14 mm ²
Conductor cross section solid max.	6 mm ²
Conductor cross section flexible min.	0.14 mm ²
Conductor cross section flexible max.	6 mm ²
Conductor cross section AWG/kcmil min.	26
Conductor cross section AWG/kcmil max	10
Conductor cross section flexible, with ferrule without plastic sleeve min.	0.14 mm ²
Conductor cross section stranded, with ferrule without plastic sleeve max.	4 mm ²
Conductor cross section flexible, with ferrule with plastic sleeve min.	0.14 mm ²
Conductor cross section flexible, with ferrule with plastic sleeve max.	4 mm ²
2 conductors with same cross section, solid min.	0.14 mm ²
2 conductors with same cross section, solid max.	1.5 mm ²
2 conductors with same cross section, stranded min.	0.14 mm ²
2 conductors with same cross section, stranded max.	1.5 mm ²
2 conductors with same cross section, stranded, ferrules without plastic sleeve, min.	0.14 mm ²
2 conductors with same cross section, stranded, ferrules without plastic sleeve, max.	1.5 mm ²
2 conductors with same cross section, stranded, TWIN ferrules with plastic sleeve, min.	0.5 mm ²
2 conductors with same cross section, stranded, TWIN ferrules with plastic sleeve, max.	1.5 mm ²
Connection method	Screw connection
Stripping length	9 mm
Internal cylindrical gage	A4
Screw thread	M3
Tightening torque, min	0.6 Nm
Tightening torque max	0.8 Nm

Classifications

eCl@ss

eCl@ss 5.1	27141116
eCl@ss 6.0	27141116

Fuse modular terminal block - UT 4-PE/L/HESI (5X20) - 3214320

Classifications

eCl@ss

eCl@ss 8.0	27141116
------------	----------

ETIM

ETIM 4.0	EC000899
ETIM 5.0	EC000899

Approvals

Approvals

Approvals


UL Recognized / cUL Recognized / cULus Recognized


Ex Approvals

UL Recognized / cUL Recognized / cULus Recognized

Approvals submitted

Approval details

UL Recognized 				
		B	C	D
mm ² /AWG/kcmil	26-10	26-10	26-10	
Nominal current I _N	16 A	16 A		
Nominal voltage U _N	300 V	300 V		

cUL Recognized 				
		B	C	D
mm ² /AWG/kcmil	26-10	26-10	26-10	
Nominal current I _N	16 A	16 A		
Nominal voltage U _N	300 V	300 V		

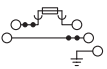
Fuse modular terminal block - UT 4-PE/L/HESI (5X20) - 3214320

Approvals

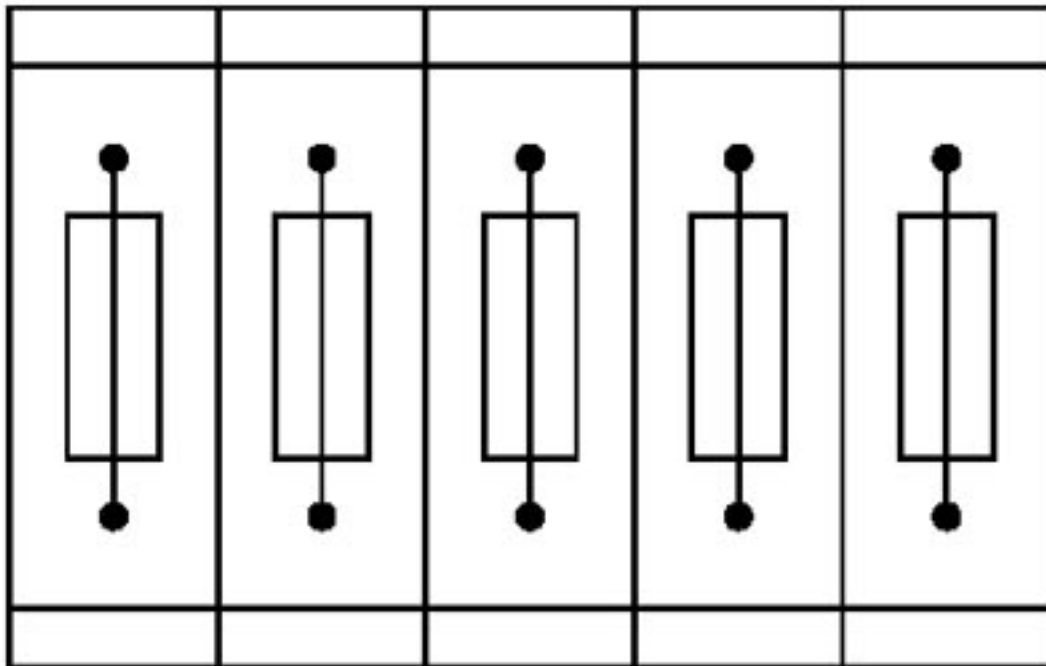


Drawings

Circuit diagram



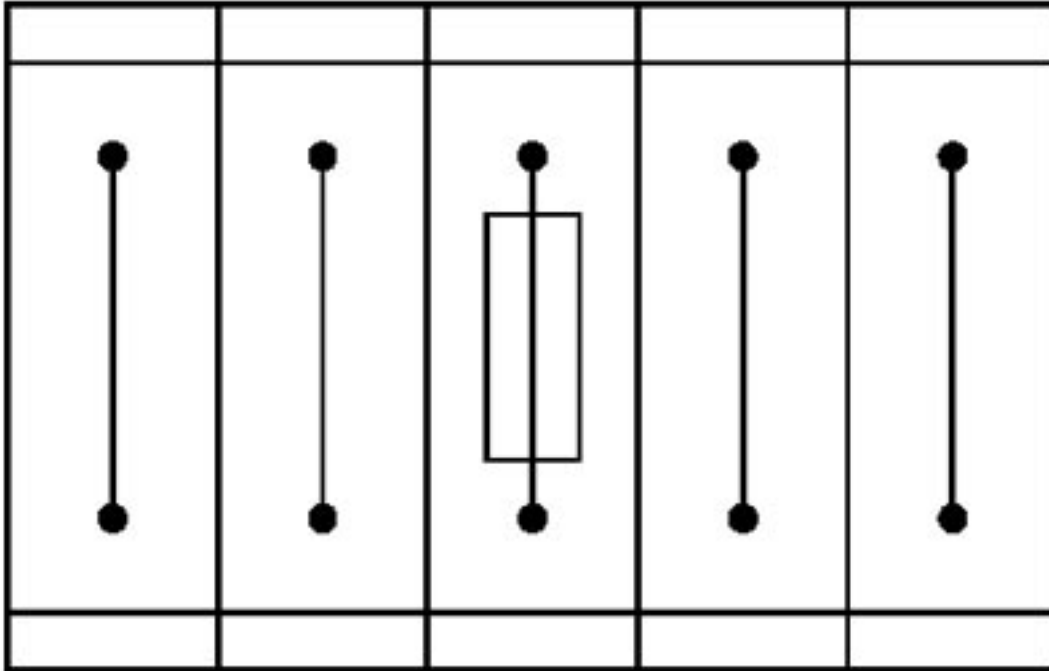
Application drawing



Fuse terminal blocks in interconnected arrangement, block consisting of 5 fuse terminal blocks

Fuse modular terminal block - UT 4-PE/L/HESI (5X20) - 3214320

Application drawing



Fuse terminal block in single arrangement,
block consisting of one fuse terminal block and 4 feed-through terminal blocks